



IT IS THE MANUFACTURER'S OPINION AND INTENT THAT THE USE AND LAYOUT OF THESE COMPONENTS CONFORM WITH THE AMERICAN SOCIETY FOR TESTING AND MATERIALS (ASTM) STANDARD ASTM F1487

THIS PLAY AREA & PLAY EQUIPMENT IS DESIGNED FOR AGES 2-12 YEARS UNLESS OTHERWISE NOTED ON PLAN.

IT IS THE MANUFACTURER'S OPINION THAT THIS PLAY AREA DOES CONFORM TO THE A.D.A. ACCESSIBILITY STANDARDS, ASSUMING AN ACCESSIBLE PROTECTIVE SURFACING IS PROVIDED, AS INDICATED, OR WITHIN THE ENTIRE USE ZONE.

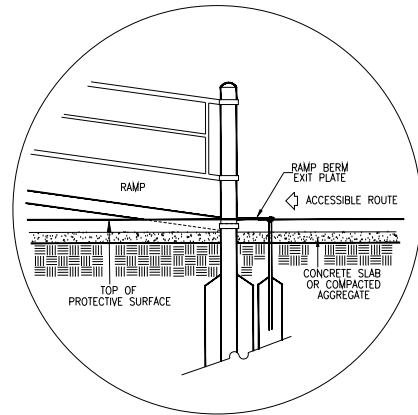
THIS CONCEPTUAL PLAN WAS BASED ON INFORMATION AVAILABLE TO US. PRIOR TO CONSTRUCTION, DETAILED SITE INFORMATION INCLUDING SITE DIMENSIONS, TOPOGRAPHY, EXISTING UTILITIES, SOIL CONDITIONS, AND DRAINAGE SOLUTIONS SHOULD BE OBTAINED, EVALUATED, & UTILIZED IN THE FINAL DESIGN. PLEASE VERIFY ALL DIMENSIONS OF PLAY AREA, SIZE, ORIENTATION, AND LOCATION OF ALL EXISTING UTILITIES, EQUIPMENT, AND SITE FURNISHINGS PRIOR TO ORDERING. SLIDES SHOULD NOT FACE THE HOT AFTERNOON SUN.

CHOOSE A PROTECTIVE SURFACING MATERIAL THAT HAS A CRITICAL HEIGHT VALUE TO MEET THE MAXIMUM FALL HEIGHT FOR THE EQUIPMENT (REF. ASTM F1487 STANDARD CONSUMER SAFETY PERFORMANCE SPECIFICATION FOR PLAYGROUND EQUIPMENT FOR PUBLIC USE, SECTION 8 CURRENT REVISION). THE SUBSURFACE MUST BE WELL DRAINED. IF THE SOIL DOES NOT DRAIN NATURALLY IT MUST BE TILED OR SLOPED 1/8" TO 1/4" PER FOOT TO A STORM SEWER OR A "FRENCH DRAIN".

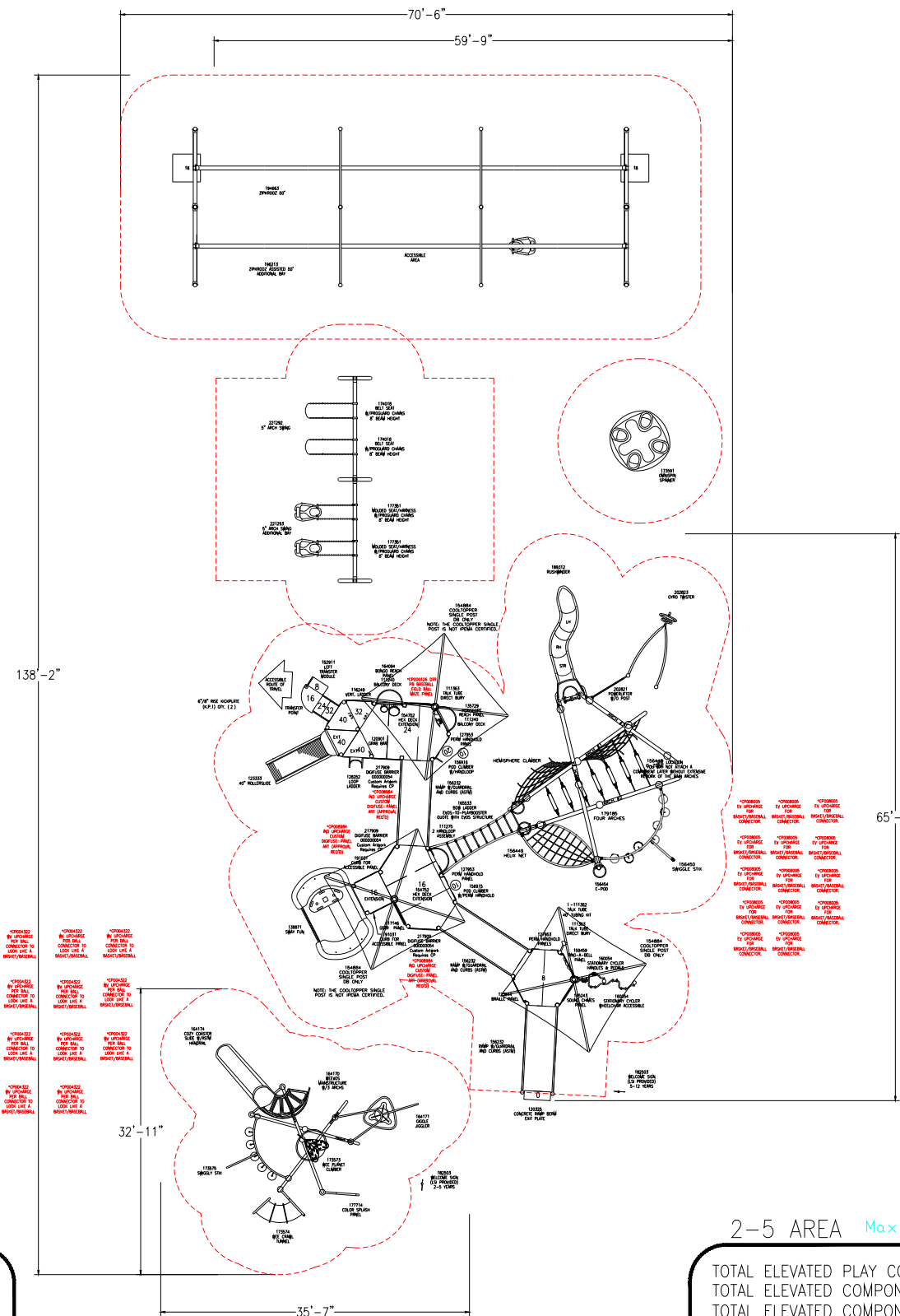
DESIGNED BY:

COPYRIGHT: 9/24/21
 LANDSCAPE STRUCTURES, INC.
 601 7th STREET SOUTH - P.O. BOX 198
 DELANO, MINNESOTA 55328
 PH: 1-800-328-0035 FAX: 1-763-972-6091

Date	Previous Drawing #	Initials



SUGGESTED RAMP BERM EXIT PLATE
 8" / 12" DECK TO GRADE/DB/RESILIENT SURFACING INSTALLATION
 REFER TO RAMP BERM EXIT PLATE INSTALLATION SHEET



PlayBooster® and Evos®
 (5-12 years)
 Max Fall Height: 105 inches

Estimated manufacturing time:
 6 weeks from the time of LSI order acceptance, or receipt of SkyWays release of fabrication form if applicable.

Weevos®
 (2-5 years)

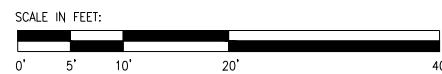
Estimated manufacturing time:
 6 weeks from the time of LSI order acceptance, or receipt of SkyWays release of fabrication form if applicable.

5-12 AREA

TOTAL ELEVATED PLAY COMPONENTS	18		
TOTAL ELEVATED COMPONENTS ACCESSIBLE BY RAMP	15	REQUIRED	9
TOTAL ELEVATED COMPONENTS ACCESSIBLE BY TRANSFER	18	REQUIRED	0
TOTAL ACCESSIBLE GROUND LEVEL COMPONENTS SHOWN	17	REQUIRED	0
TOTAL DIFFERENT TYPES OF GROUND LEVEL COMPONENTS	12	REQUIRED	12

2-5 AREA

TOTAL ELEVATED PLAY COMPONENTS	0		
TOTAL ELEVATED COMPONENTS ACCESSIBLE BY RAMP	0	REQUIRED	0
TOTAL ELEVATED COMPONENTS ACCESSIBLE BY TRANSFER	0	REQUIRED	0
TOTAL ACCESSIBLE GROUND LEVEL COMPONENTS SHOWN	6	REQUIRED	0
TOTAL DIFFERENT TYPES OF GROUND LEVEL COMPONENTS	6	REQUIRED	6



Miracle League
 of Louisville

Landscape
 Structures

SYSTEM TYPE:
 PlayBooster/Evos/Weevos

DRAWING #:
 1158457-01-01

