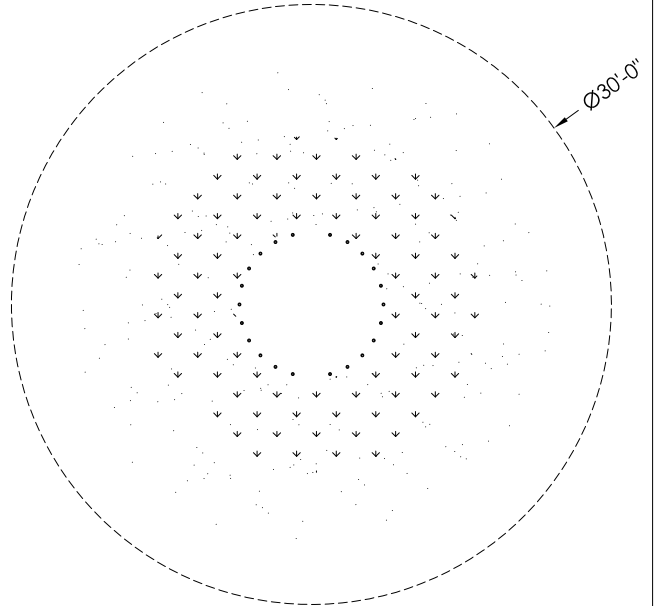


NOTES

1. Valve must be installed on supply line to regulate flow.
2. Ground spray is designed to be encapsulated in concrete pad.
3. Supply line is based on the designated flow rates for structure.
4. Underground plumbing to be designed for winterization.
5. Consult local electrical inspector for grounding.
6. Product may require a strainer on the water feed line. Consult with manufacturer.
7. Do not exceed 20 feet per second velocity.
8. Product specifications are subject to change.

SPLASH ZONE

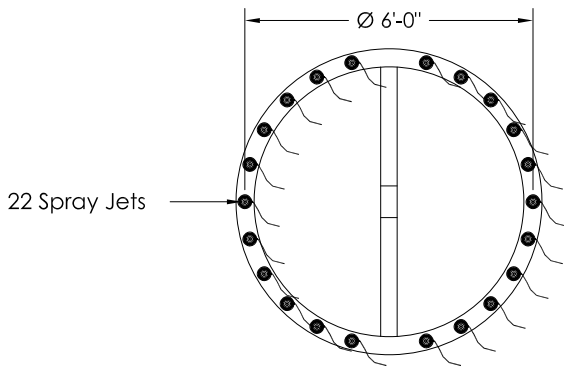


Splash Zone-Not to Scale

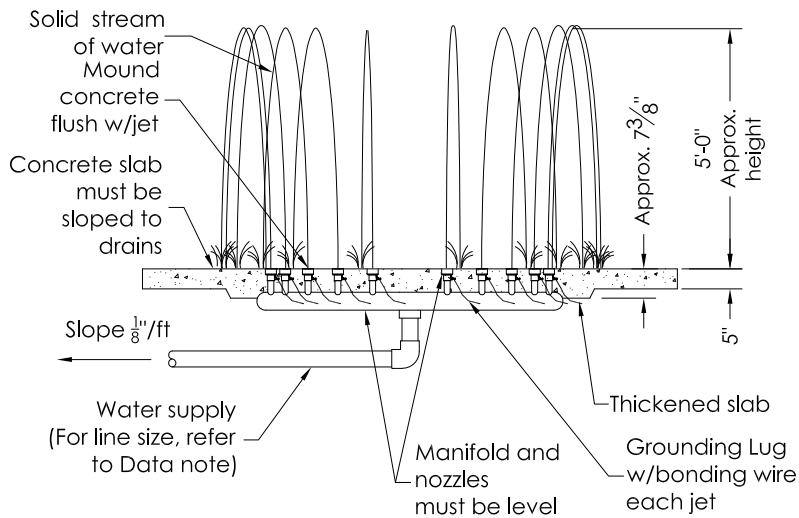
Splash Zone Notes:

Splash zones are approximate, actual splash may vary based on various environmental conditions, flow rates, slope of splash pad, submergence depth and wind.

TOP VIEW



SIDE VIEW



PRODUCT OPTIONS

Structure:

Structural Plastic Fabrication
(see specification for details)

Stainless Steel Nozzles
(see specification for details)

DATA

High Flow:	220 GPM
Low Flow:	110 GPM
Ultra Low Flow:	25 GPM
Pressure:	6 PSI
Supply Line:	1 1/2", 4" and 6" Pipe
Installation:	Cast in concrete

Not for Construction

Embedment depth varies based on site conditions

1101 McKinley Parkway
Delano, MN 55328
888-438-6574
763-972-5200
aquatix.playlsi.com

OUTWARD SPRAY RING
SST JET / PVC MANIFOLD

DRAWN BY	DAB	SCALE	1/4"=1'-0"	DATE	10/2/24
REVISED BY	DAB	REVISION LETTER	B	REVISION DATE	2/12/25

This drawing is issued in confidence for engineering information only. This drawing shall remain the property of Aquatix and may not be reproduced, disclosed to a third party, or used to manufacture anything without direct written permission from Aquatix. Unauthorized use shall entitle Aquatix to all damages caused by such user including preparation charges, lost profits, damage to reputation and attorney's fees.