



The play components identified on this plan are IPEMA certified. (Unless model number is preceded with *) the use and layout of these components conform to the requirements of ASTM F1487. To verify product certification, visit www.ipema.org

THIS PLAY AREA & EQUIPMENT IS DESIGNED FOR AGES 5-12 YEARS UNLESS OTHERWISE NOTED ON PLAN.

IT IS THE MANUFACTURER'S OPINION THAT THIS PLAY AREA DOES CONFORM TO THE A.D.A. ACCESSIBILITY STANDARDS, ASSUMING AN ACCESSIBLE PROTECTIVE SURFACING IS PROVIDED, AS INDICATED, OR WITHIN THE ENTIRE USE ZONE.

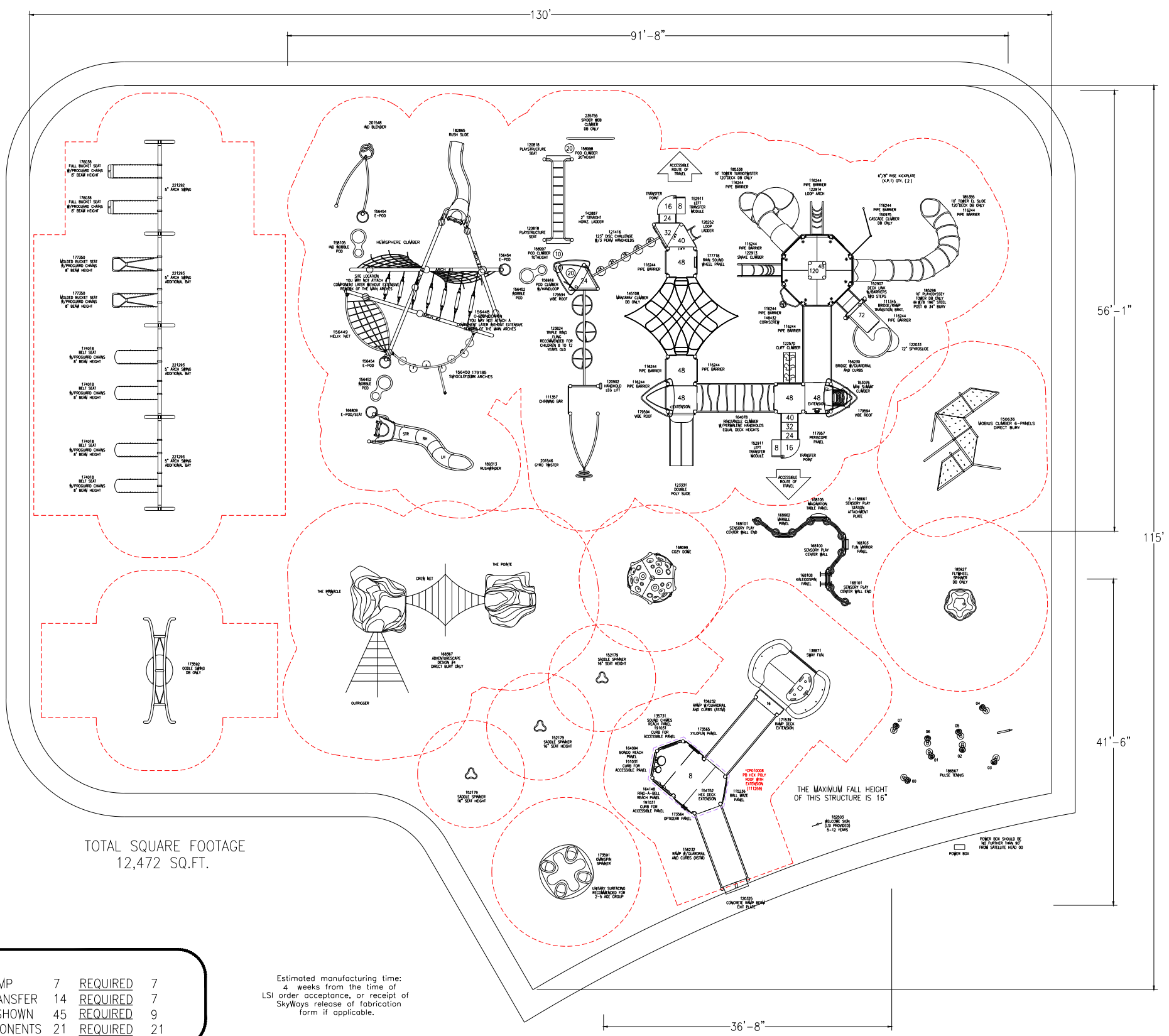
THIS CONCEPTUAL PLAN WAS BASED ON INFORMATION AVAILABLE TO US. PRIOR TO CONSTRUCTION, DETAILED SITE INFORMATION INCLUDING SITE DIMENSIONS, TOPOGRAPHY EXISTING UTILITIES, SOIL CONDITIONS, AND DRAINAGE SOLUTIONS SHOULD BE OBTAINED, EVALUATED, & UTILIZED IN THE FINAL DESIGN. PLEASE VERIFY ALL DIMENSIONS OF PLAY AREA, SIZE, ORIENTATION, AND LOCATION OF ALL EXISTING UTILITIES, EQUIPMENT, AND SITE FURNISHINGS PRIOR TO ORDERING. SLIDES SHOULD NOT FACE THE HOT AFTERNOON SUN.

CHOOSE A PROTECTIVE SURFACING MATERIAL THAT HAS A CRITICAL HEIGHT VALUE TO MEET THE MAXIMUM FALL HEIGHT FOR THE EQUIPMENT (REF. ASTM F1487 STANDARD CONSUMER SAFETY PERFORMANCE SPECIFICATION FOR PLAYGROUND EQUIPMENT FOR PUBLIC USE, SECTION 8 CURRENT REVISION).

DESIGNED BY:

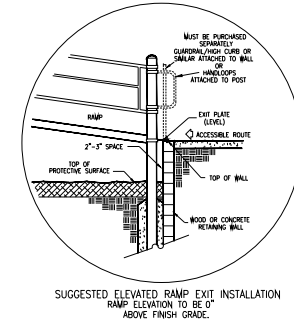
COPYRIGHT: 10/22/2021
LANDSCAPE STRUCTURES, INC.
601 7th STREET SOUTH - P.O. BOX 198
DELANO, MINNESOTA 55328
PH: 1-800-328-0035 FAX: 1-763-972-6091

Date	Previous Drawing #	Initials



TOTAL SQUARE FOOTAGE
12,472 SQ.FT.

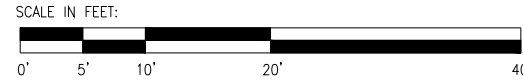
Estimated manufacturing time:
4 weeks from the time of
LSI order acceptance, or receipt of
SkyWays release of fabrication
form if applicable.



PlayBooster®and Evos®
(5-12 years)
Max Fall Height: 120 inches

PlayBooster®
(5-12 years)
Max Fall Height: 16 inches

TOTAL ELEVATED PLAY COMPONENTS	27		
TOTAL ELEVATED COMPONENTS ACCESSIBLE BY RAMP	7	REQUIRED	7
TOTAL ELEVATED COMPONENTS ACCESSIBLE BY TRANSFER	14	REQUIRED	7
TOTAL ACCESSIBLE GROUND LEVEL COMPONENTS SHOWN	45	REQUIRED	9
TOTAL DIFFERENT TYPES OF GROUND LEVEL COMPONENTS	21	REQUIRED	21



Sierra Newbold
Memorial Playground

Landscape
Structures

SYSTEM TYPE:
PlayBooster & Evos

DRAWING #:
1158336-01-01

