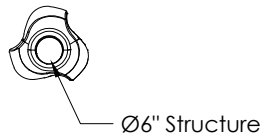


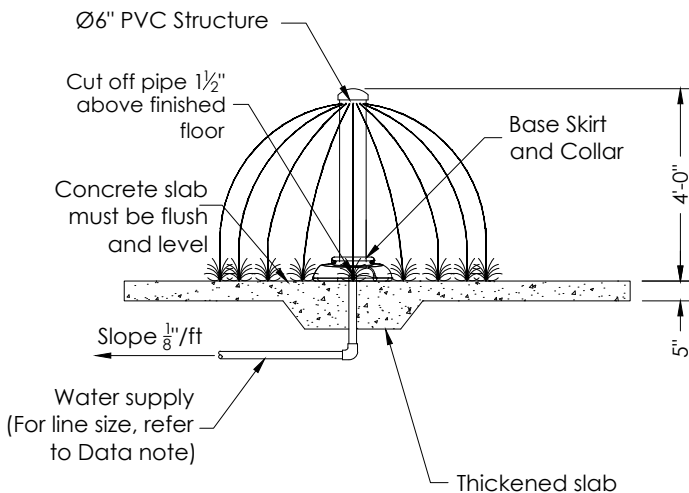
NOTES

1. Valve must be installed on supply line to regulate flow.
2. Concrete mounting surface for structure installation needs to be level and flat.
3. Supply line is based on the designated flow rates for structure.
4. Underground plumbing to be designed for winterization.
5. Consult local electrical inspector for grounding.
6. Concrete to be rated for 4000 psi minimum before installing structure. Approx. 28 days of curing to reach rate.
7. Product may require a strainer on the water feed line. Consult with manufacturer.
8. Product specifications are subject to change.

TOP VIEW

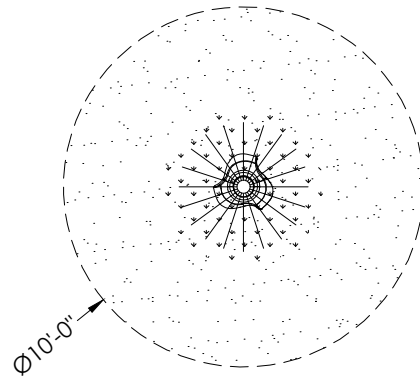


FRONT VIEW



****Not for Construction****

SPLASH ZONE



Splash Zone-Not to Scale

Splash Zone Notes:

Splash zones are approximate, actual splash may vary based on various environmental conditions, flow rates, slope of splash pad, submergence depth and wind.

PRODUCT OPTIONS

Structure:

PVC Fabrication
(see specification for details)

Skirt
Fiberglass Fabrication
(see specification for details)

Collar
Urethane Fabrication
(see specification for details)

DATA

High Flow: 40-60 GPM
Low Flow: 10-15 GPM
Pressure: 4 PSI
Supply Line: 1 1/2"-2 1/2" Pipe
Installation: Flange Mount to Concrete



1101 McKinley Parkway
Delano, MN 55328
888-438-6574
763-972-5200
aquatix.playlsi.com

PVC WATER POST

DRAWN BY	P.J.	SCALE	1/4" = 1'-0"	DATE	9/21/16
REVISED BY	NCS	REVISION LETTER	C	REVISION DATE	2/7/2025

This drawing is issued in confidence for engineering information only. This drawing shall remain the property of Aquatix and may not be reproduced, disclosed to a third party, or used to manufacture anything without direct written permission from Aquatix. Unauthorized use shall entitle Aquatix to all damages caused by such user including preparation charges, lost profits, damage to reputation and attorney's fees.