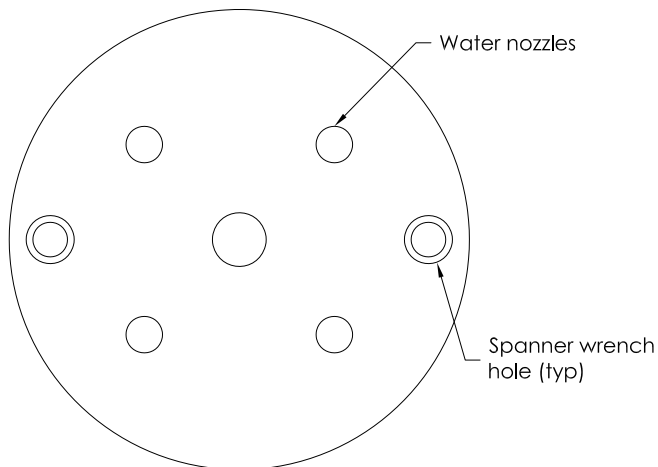


NOTES

1. Product may require a strainer on the water feed line.
Consult with manufacturer.
2. Do not exceed 20 feet per second velocity.
3. Product specifications are subject to change.

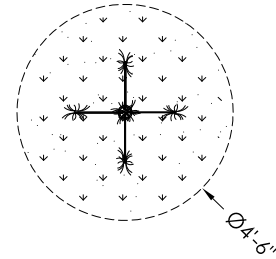


TOP VIEW



See mounting options

SPLASH ZONE

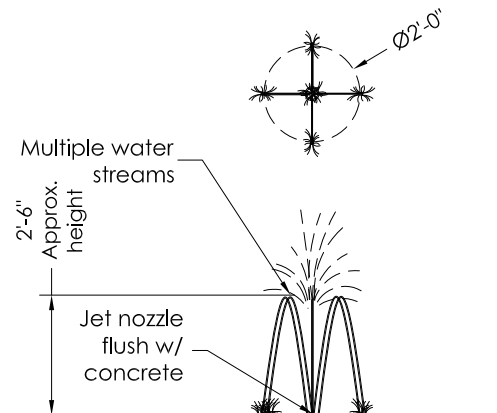


Splash Zone-Not to Scale

Splash Zone Notes:

Splash zones are approximate, actual splash may vary based on various environmental conditions, flow rates, slope of splash pad, submergence depth and wind.

WATER EFFECT



PRODUCT OPTIONS

Structure:

Stainless Steel
(see specification for details)

DATA

Flow: 5 GPM
Pressure: 3 PSI

****Not for Construction****



1101 McKinley Parkway
Delano, MN 55328
888-438-6574
763-972-5200
aquatix.playlsi.com

SEA CRAWLER SST

DRAWN BY	CTS	SCALE	NTS	DATE	1/10/19
REVISED BY	DAB	REVISION LETTER	B	REVISION DATE	2/13/25

This drawing is issued in confidence for engineering information only. This drawing shall remain the property of Aquatix and may not be reproduced, disclosed to a third party, or used to manufacture anything without direct written permission from Aquatix. Unauthorized use shall entitle Aquatix to all damages caused by such user including preparation charges, lost profits, damage to reputation and attorney's fees.