

NOTES

1. Valve must be installed on supply line to regulate flow.
2. Concrete mounting surface for structure installation needs to be level and flat.
3. Supply line is based on the designated flow rates for structure.
4. Underground plumbing to be designed for winterization.
5. Consult local electrical inspector for grounding.
6. Concrete to be rated for 4000 psi minimum before installing structure. Approx. 28 days of curing to reach rate.
7. Product may require a strainer on the water feed line. Consult with manufacturer.
8. Product specifications are subject to change.

Splash Zone-Not to Scale

Splash Zone Notes:

Splash zones are approximate, actual splash may vary based on various environmental conditions, flow rates, slope of splash pad, submergence depth and wind.

PRODUCT OPTIONS

Structure:

Fiberglass Fabrication.
(see specification for details on this option)

Skirt

Fiberglass Fabrication
(see specification for details)

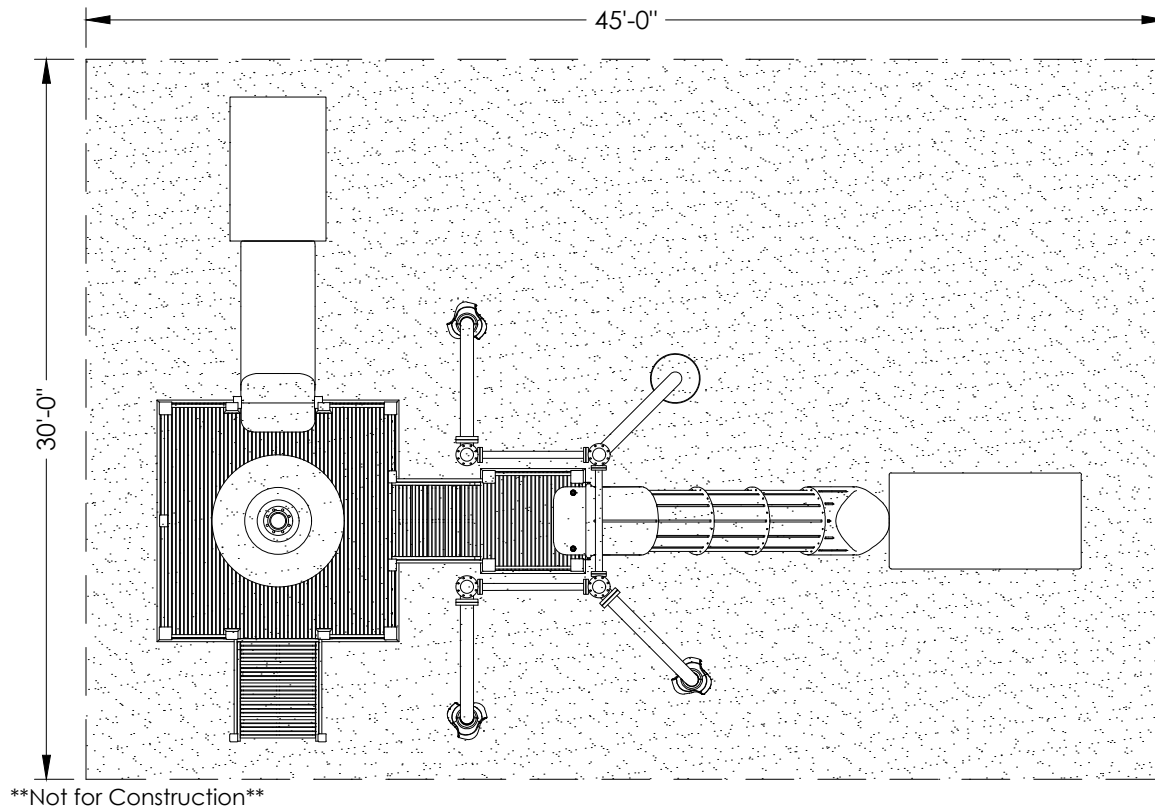
Collar

Urethane
(see specification for details)

DATA

Flow: 400 to 800 GPM
Supply Line: (4) 4" and (1) 2" Water Lines
Installation: Flange Mount to Concrete
*Level Mounting Area Req'd

SPLASH ZONE

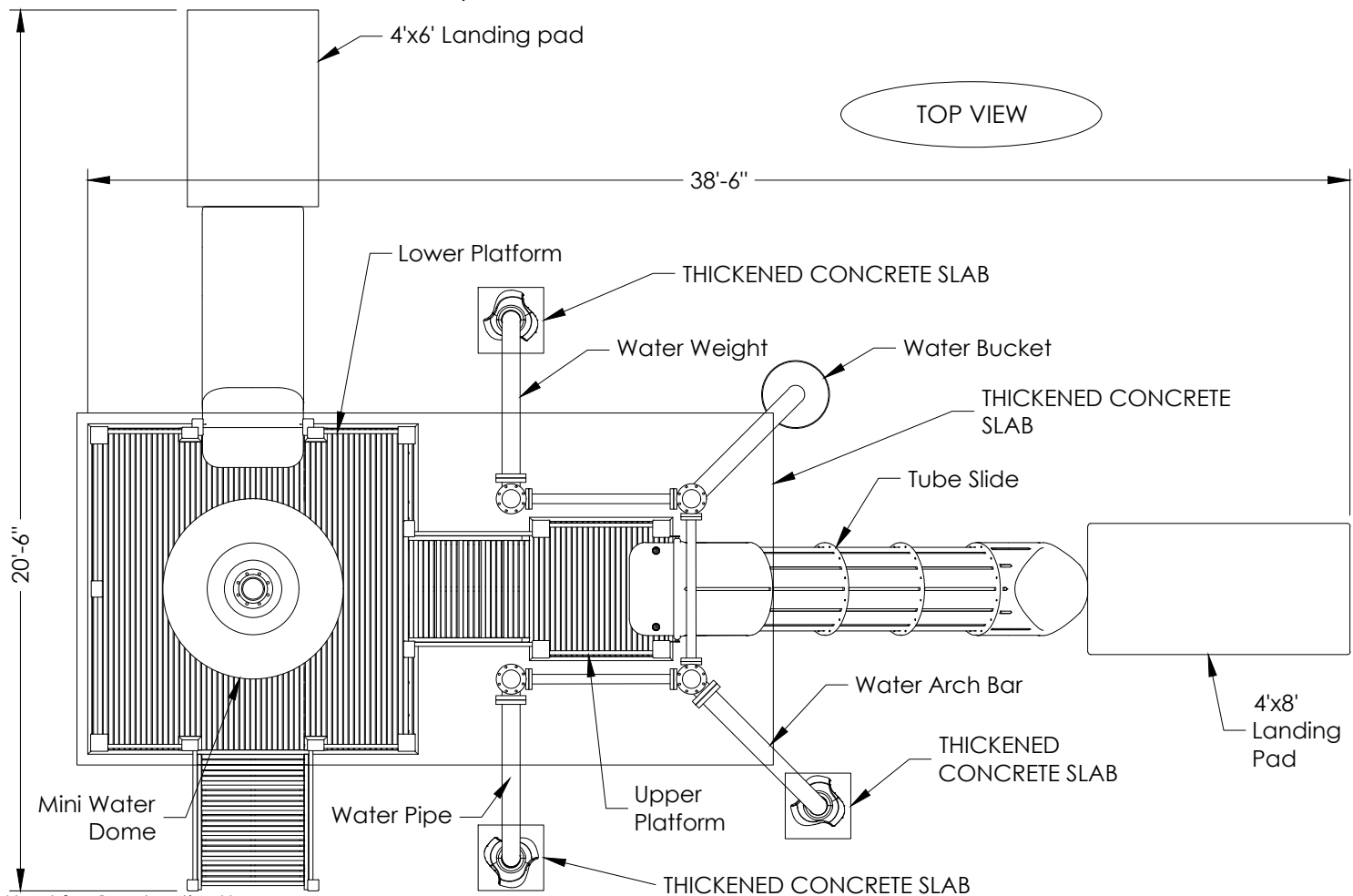
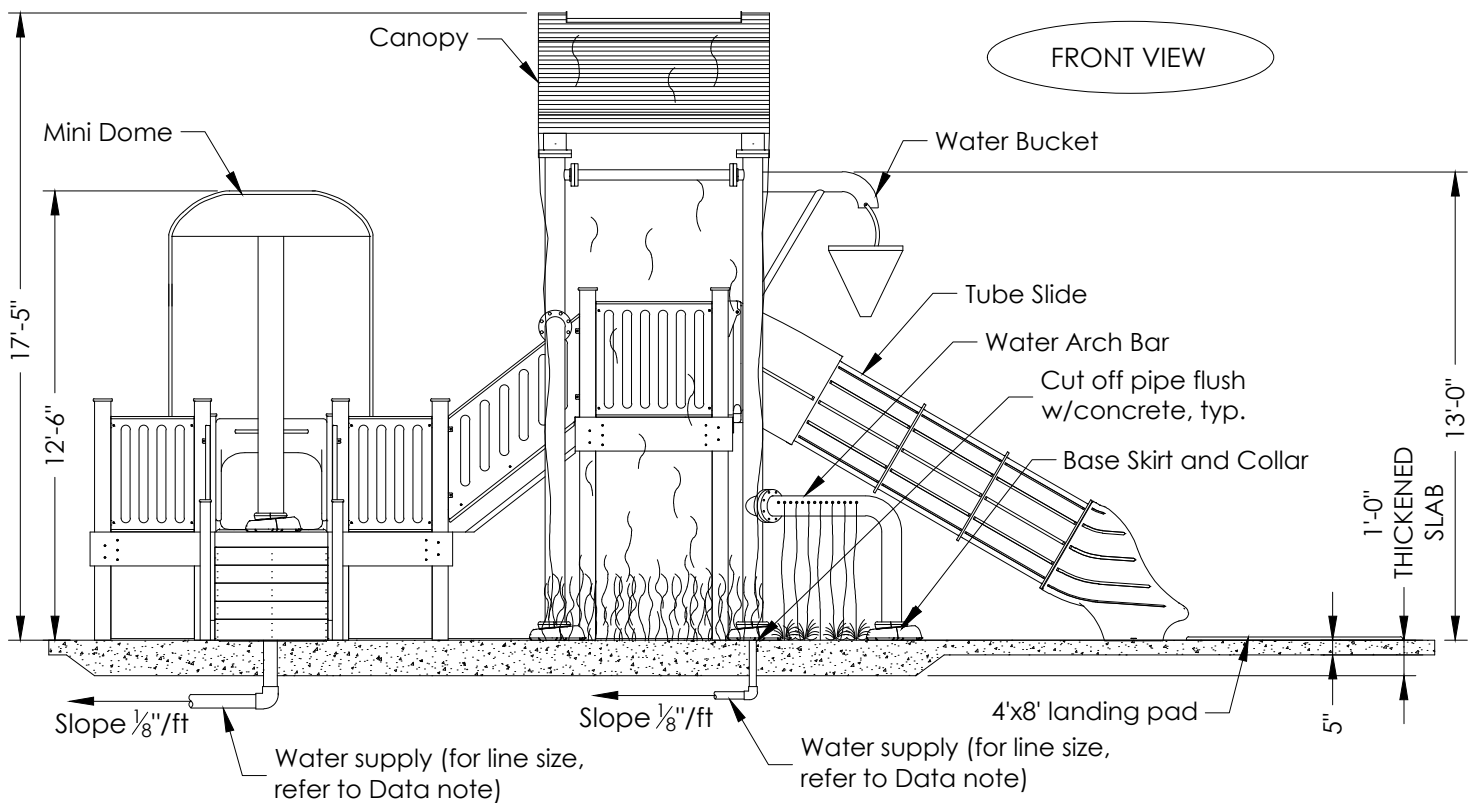


1101 McKinley Parkway
Delano, MN 55328
888-438-6574
763-972-5200
aquatix.playlsi.com

MULTI-LEVEL CLIMB N SLIDE

DRAWN BY	GPC	SCALE	1/4" = 1'-0"	DATE	1/29/24
REVISED BY	NCS	REVISION LETTER	B	REVISION DATE	3/25/25

This drawing is issued in confidence for engineering information only. This drawing shall remain the property of Aquatix and may not be reproduced, disclosed to a third party, or used to manufacture anything without direct written permission from Aquatix. Unauthorized use shall entitle Aquatix to all damages caused by such user including preparation charges, lost profits, damage to reputation and attorney's fees.



Not for Construction



1101 McKinley Parkway
Delano, MN 55328
888-438-6574
763-972-5200
aquatix.playlsi.com

MULTI-LEVEL CLIMB N SLIDE PLAN AND ELEVATION

DRAWN BY	GPC	SCALE	N.T.S	DATE	1/29/24
REVISED BY	NCS	REVISION LETTER	B	REVISION DATE	3/25/25

This drawing is issued in confidence for engineering information only. This drawing shall remain the property of Aquatix and may not be reproduced, disclosed to a third party, or used to manufacture anything without direct written permission from Aquatix. Unauthorized use shall entitle Aquatix to all damages caused by such user including preparation charges, lost profits, damage to reputation and attorney's fees.