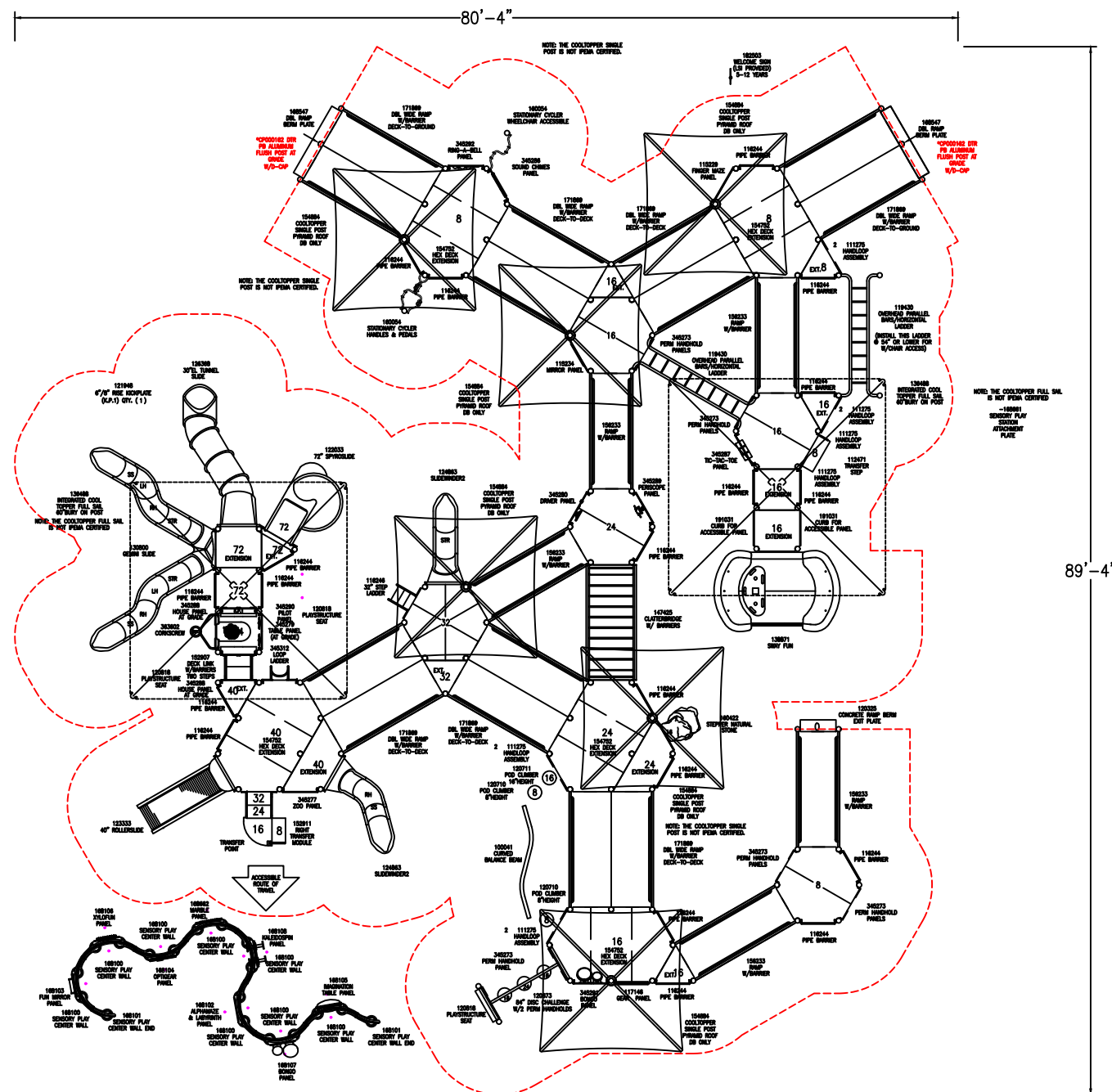


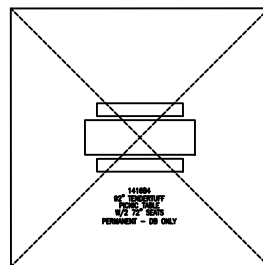
SUGGESTED RAMP BERM EXIT PLATE  
8" / 12" DECK TO GRADE/DB/RESILIENT SURFACING INSTALLATION  
REFER TO RAMP BERM EXIT PLATE INSTALLATION SHEET



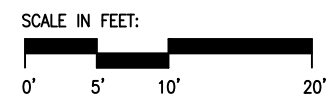
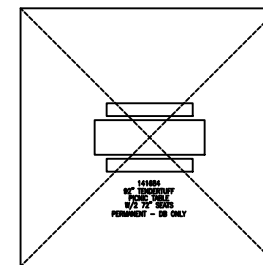
PlayBooster®  
(5-12 years)  
Max Fall Height: 79 inches

TOTAL ELEVATED PLAY COMPONENTS	25		
TOTAL ELEVATED COMPONENTS ACCESSIBLE BY RAMP	20	REQUIRED	13
TOTAL ELEVATED COMPONENTS ACCESSIBLE BY TRANSFER	5	REQUIRED	0
TOTAL ACCESSIBLE GROUND LEVEL COMPONENTS SHOWN	14	REQUIRED	0
TOTAL DIFFERENT TYPES OF GROUND LEVEL COMPONENTS	14	REQUIRED	14

159881  
18X18-8"HEIGHT  
SHADE PYRAMID  
PYRAMID POST  
REQUIRE  
60" BURY



159881  
18X18-8"HEIGHT  
SHADE PYRAMID  
PYRAMID POST  
REQUIRE  
60" BURY



Metropolitan  
Multi Service Center  
FPD 7323

Landscape Structures

SYSTEM TYPE:  
PlayBooster

DRAWING #:  
1158374-02-01



landscape  
structures



The play components identified on this plan are IPEMA certified. (Unless model number is preceded with \*) The use and layout of these components conform to the requirements of ASTM F1487. To verify product certification, visit [www.ipema.org](http://www.ipema.org)

THIS PLAY AREA & PLAY EQUIPMENT IS DESIGNED FOR AGES 5-12 YEARS UNLESS OTHERWISE NOTED ON PLAN.

IT IS THE MANUFACTURERS OPINION THAT THIS PLAY AREA DOES CONFORM TO THE A.D.A. ACCESSIBILITY STANDARDS, ASSUMING AN ACCESSIBLE PROTECTIVE SURFACING IS PROVIDED, AS INDICATED, OR WITHIN THE ENTIRE USE ZONE.

THIS CONCEPTUAL PLAN WAS BASED ON INFORMATION AVAILABLE TO US. PRIOR TO CONSTRUCTION, DETAILED SITE INFORMATION INCLUDING SITE DIMENSIONS, TOPOGRAPHY, EXISTING UTILITIES, SOIL CONDITIONS, AND DRAINAGE SOLUTIONS SHOULD BE OBTAINED, EVALUATED, & UTILIZED IN THE FINAL DESIGN. PLEASE VERIFY ALL DIMENSIONS OF PLAY AREA, SIZE, ORIENTATION, AND LOCATION OF ALL EXISTING UTILITIES, EQUIPMENT, AND SITE FURNISHINGS PRIOR TO ORDERING. SLIDES SHOULD NOT FACE THE HOT AFTERNOON SUN.

CHOOSE A PROTECTIVE SURFACING MATERIAL THAT HAS A CRITICAL HEIGHT VALUE TO MEET THE MAXIMUM FALL HEIGHT FOR THE EQUIPMENT (REF. ASTM F1487 STANDARD CONSUMER SAFETY PERFORMANCE SPECIFICATION FOR PLAYGROUND EQUIPMENT FOR PUBLIC USE, SECTION 8 CURRENT REVISION). THE SUBSURFACE MUST BE WELL DRAINED. IF THE SOIL DOES NOT DRAIN NATURALLY IT MUST BE TILED OR SLOPED 1/8" TO 1/4" PER FOOT TO A STORM SEWER OR A "FRENCH DRAIN".

DESIGNED BY:

COPYRIGHT: 5/27/26  
LANDSCAPE STRUCTURES, INC.  
601 7th STREET SOUTH - P.O. BOX 196  
DELANO, MINNESOTA 55328  
PH: 1-800-328-0035 FAX: 1-763-972-6091

Date	Previous Drawing #	Initials